



Main characteristics

- Meter with MID pattern approval acc. to annex MI001
- Pattern approved removable measuring insert (75/33/EEC)
- Unique measuring range
- High overload capability
- No straight inlet length necessary (acc. to OIML R49 and EN 14154)
- Unlimited fitting position
- Meter body in short (WP) and long (WS) overall length acc. to DIN 19625 and EN 14154 available
- Measuring insert fits the meter body of WP-Dynamic
- Used materials are temperature resistant up to 70 °C
- Register prepared for HRI-Mei pick-up
- Use of optical pulsers type OD is still possible

Applications

- Measurement for billing of cold potable water up to 50 °C
- Measurement of high flowrates e.g. in pumped pipes
- Measurement of low flow e. g. in light load periods
- For leakage control

Available options

- Version free of copper alloy for aggressive water
- Version for high pressure up to PN 40
- Encoder register for direct readout via data protocol (M-Bus, MiniBus, Sensus, IEC 1107)
- Version for use in hazardous area
- HRI-Mei factory mounted
- 1/4" pressure monitoring port

Approval mark

Meter cpl.

Marking CE M-XX* 0102 * year of production

DE-09-MI001-PTB 010

Measuring insert

D06 Size: DN 40 ... 150

6.132.47 Marking: metrological class B; 30 °C

Performance Data

Size		DN	40	50	65	80	100	125	150
Q5	Max. Peak Flow	m ³ /h	60	90	120	200	300	350	600
Q4	Overload Flowrate acc. to MID	m ³ /h	31,25	50	78,75	125	200	200	500
Q3'	Continuous Flow	m ³ /h	40	50	70	120	230	250	450
Q3	Permanent Flowrate acc. to MID	m ³ /h	25	40	63	100	160	160	400
Q2 _h	Transitional Flowrate horizontal acc. to MID	m ³ /h	0,32	0,4	0,63	0,51	0,81	1,02	1,6
Q1 _h	Minimum Flow horizontal acc. to MID	m ³ /h	0,2	0,25	0,39	0,32	0,51	0,64	1
Q1' _h	Minimum Flow horizontal	m ³ /h	0,2	0,15	0,2	0,2	0,3	0,5	0,8
Q2 _v	Transitional Flowrate vertical acc. to MID	m ³ /h	0,64	0,64	1,0	1,28	1,6	2,05	3,2
Q1 _v	Minimum Flowrate vertical acc. to MID	m ³ /h	0,4	0,4	0,63	0,8	1,0	1,28	2
Q1' _v	Minimum Flow vertical	m ³ /h	0,25	0,28	0,4	0,5	0,5	1	1,6
Q3/Q1 _h	max. Ratio horizontal		125	160	160	315	315	250	400
Q3/Q1 _v	max. Ratio vertical		63	100	100	125	160	125	200
Q3/Q1	Standard Marking		63	100	100	100	100	100	100
	Starting Flow	m ³ /h	0,05	0,05	0,07	0,1	0,11	0,15	0,3
Δp	Headloss at Q3 acc. to EN 14154	bar	0,08	0,18	0,37	0,16	0,34	0,36	0,32

Dial



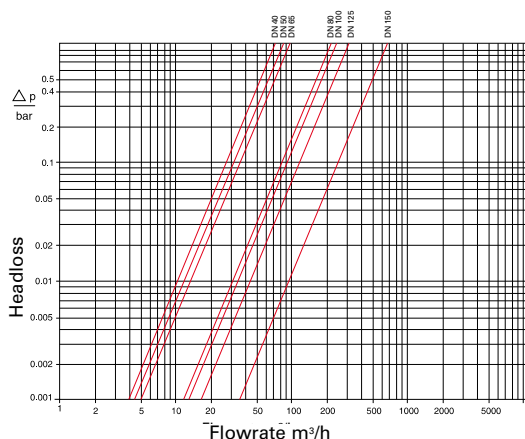
DN 40...125



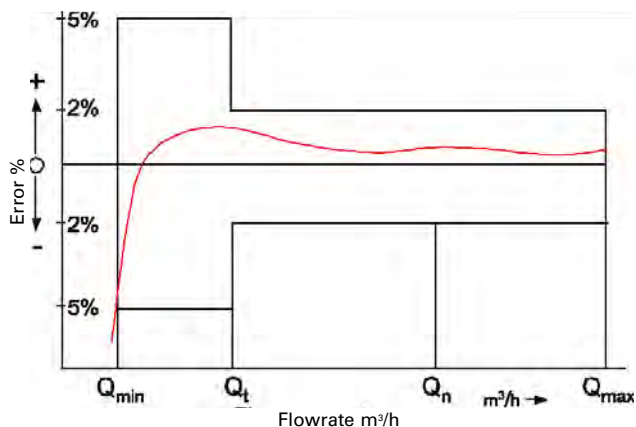
DN 150

Nominal diameter DN	Smallest reading m ³	Max. reading m ³
40 ... 125	0.0005	1,000,000
150	0.005	10,000,000



Typical Headloss


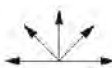


Typical Error Curve

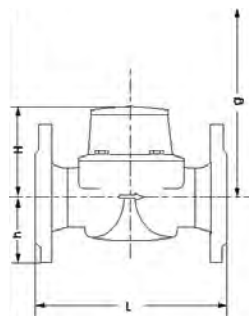


Pulse Values

Pulsar Type	Pulse Value	DN 40 ... 125	DN 150
HRI-Mei (Leaflet see LS 8400)		0.01; 0.05; 0.1 or 1 m ³	0.1; 0.5; 1 or 10 m ³
OD 01 (Leaflet see LB 8300)		0.001 m ³	0.01 m ³
OD 03 (Leaflet see LB 8300)		0.01 m ³	0.1 m ³

Pipe	horizontal vertical inclined	
Meter head	upwards sideways	

Dimension Picture



Installation Requirements

Installation

- Unrestricted straight pipe upstream 0 x DN
- No abrupt restrictions directly downstream of the meter

Materials

Body	Cast iron
Measuring element	Plastic
Rotor	Plastic
We also use the following materials	Brass Stainless steel

Available Lengths

Nominal diameter		40	50	65	80	100	125	150
Overall length L WS (DIN / ISO)	mm		270 / 300	300	300 / 350	360 / 350		500
Overall length L WP (DIN / ISO)	mm	220	200	200	225 / 200	250	250	300

Dimension and Weights PN 16

Nominal diameter			40	50	50	50	65	65	80	80
Dimensions	Overall length	L mm	220	200	270	300	200	300	200	225
	Height	H mm	120	120	120	120	120	120	150	150
		h mm	69	73	73	73	85	85	95	95
	Dismantling height	g mm	200	200	200	200	200	200	270	270
Weights	Meter cpl.	kg	7.5	7.8	9.6	9.9	10.1	12.0	13.8	14.2
	Measuring insert	kg	1.5	1.5	1.5	1.5	1.5	1.5	3.2	3.2
	Body	kg	6.0	6.3	8.1	8.4	8.6	10.5	10.6	11.0

Nominal diameter			80	80	100	100	100	125	150	150
Dimensions	Overall length	L mm	300	350	250	350	360	250	300	500
	Height	H mm	150	150	150	150	150	160	177	177
		h mm	95	95	105	105	105	118	135	135
	Dismantling height	g mm	270	270	270	270	270	280	356	356
Weights	Meter cpl.	kg	16.3	17.7	18.2	20.0	20.2	20.7	35.9	44.2
	Measuring insert	kg	3.2	3.2	3.2	3.2	3.2	3.2	5.9	5.9
	Body	kg	13.1	14.5	15.0	16.8	17.0	17.5	30.0	38.3

Order Information

Description	Overall Length in mm	Order Number
MeiStream DN 40 50 °C / PN16	220	50401 AH11C B1A1X
MeiStream DN 50 50 °C / PN16	200	50401 BIL1A B1A1X
MeiStream DN 50 50 °C / PN16	270	50401 BIL1F B1A1X
MeiStream DN 50 50 °C / PN16	300	50401 BIL1G B1A1X
MeiStream DN 65 50 °C / PN16	200	50401 CKL1A B1A1X
MeiStream DN 65 50 °C / PN16	300	50401 CKL1G B1A1X
MeiStream DN 80 50 °C / PN16	200	50401 DLL1A B1A1X
MeiStream DN 80 50 °C / PN16	225	50401 DLL1D B1A1X
MeiStream DN 80 50 °C / PN16	300	50401 DLL1G B1A1X
MeiStream DN 80 50 °C / PN16	350	50401 DLL1I B1A1X
MeiStream DN 100 50 °C / PN16	250	50401 EML1E B1A1X
MeiStream DN 100 50 °C / PN16	350	50401 EML1I B1A1X
MeiStream DN 100 50 °C / PN16	360	50401 EML1J B1A1X
MeiStream DN 125 50 °C / PN16	250	50401 FML1E B1A1X
MeiStream DN 150 50 °C / PN16	300	50401 GOL1G B1A1X
MeiStream DN 150 50 °C / PN16	500	50401 GOL1N B1A1X



Sensus South Africa (Pty) Ltd
 16 Kyalami Boulevard,
 Kyalami Business Park, Midrand, South Africa
 T: +27 11 466 1680; F: +27 11 466 1695
 E-mail: sales.za@sensus.com
 Distributors throughout Southern Africa

*Should you require this brochure in electronic format, please contact us via email.